

Format of holding of specified securities

1	Name of Listed Entity	:	JK Tyre & Industries Ltd.
2	Scrip Code/Name of Scrip/Class of Security	:	Scrip Code -BSE : 530007;NSE - JKTYRE; Equity Shares
3	Share Holding Pattern Filed under: Reg. 31(1)(a)/Reg. 31(1)(b)/Reg.31(1)(c)	:	Reg 31(1)(b)
a	If under 31(1)(b) then indicate the report for Quarter ending	:	Quarter ended 31st December 2017
b	If under 31(1)(c) then indicate date of allotment/extinguishment	:	Not applicable

4 Declaration: The Listed entity is required to submit the following declaration to the extent of submission of information:-

	Particulars	Yes*	No*
1	Whether the Listed Entity has issued any partly paid up shares?		√
2	Whether the Listed Entity has issued any Convertible Securities or Warrants?		√
3	Whether the Listed Entity has any shares against which depository receipts are issued?		√
4	Whether the Listed Entity has any shares in locked-in?	√	
5	Whether any shares held by promoters are pledge or otherwise encumbered?		√

* If the Listed Entity selects the option 'No' for the questions above, the columns for the partly paid up shares, Outstanding Convertible Securities/ Warrants, depository receipts, locked-in shares, No of shares pledged or otherwise encumbered by promoters, as applicable, shall not be displayed at the time of dissemination on the Stock Exchange website. Also wherever there is 'No' declared by Listed Entity in above table the values will be considered as 'Zero' by default on submission of the format of holding of specified securities.

5 The tabular format for disclosure of holding of specified securities is as follows:-



Table I - Summary Statement holding of specified securities

Category (I)	Category of shareholder (II)	Nos. of shareholders (III)	No. of fully paid up equity shares held (IV)	No. of Partly paid-up equity shares held (V)	No. of shares underlying Depository Receipts (VI)	Total nos. shares held (VII) = (IV)+(V)+ (VI)	Shareholding as a % of total no. of shares (calculated as per SCRR, 1957) (VIII) As a % of (A+B+C2)	Number of Voting Rights held in each class of securities (IX)			No. of Shares Underlying Outstanding convertible securities (including Warrants) (X)	Shareholding as a % assuming full conversion of convertible securities (as a percentage of diluted share capital) (XI)= (VII)+(X) As a % of (A+B+C2)	Number of Locked In shares (XII)		Number of Shares pledged or otherwise encumbered (XIII)		Number of equity shares held in dematerialized form (XIV)	
								No of Voting Rights					Total as a % of (A+B+ C)	No. (a)	As a % of total Shares held (b)	No. (a)		As a % of total Shares held (b)
								Class eg: X	Class eg:y	Total								
(A)	Promoter & Promoter Group	22	119034655	0	0	119034655	52.48	119034655	0	119034655	52.48	0	52.48	21516750	18.08	0	0.00	119034655
(B)	Public	116524	107778825	0	0	107778825	47.52	107778825	0	107778825	47.52	0	47.52	0	0.00	NA	NA	106283103
(C)	Non Promoter- Non Public	0	0	0	0	0	0.00	0	0	0	0.00	0	0.00	0	0.00	NA	NA	0
(C1)	Shares underlying DRs	0	0	0	0	0	NA	0	0	0	0.00	0	0.00	0	0.00	NA	NA	0
(C2)	Shares held by Employee Trusts	0	0	0	0	0	0.00	0	0	0	0.00	0	0.00	0	0.00	NA	NA	0
	Total	116546	226813480	0	0	226813480	100.00	226813480	0	226813480	100.00	0	100.00	21516750	9.49			225317758




Table II - Statement showing shareholding pattern of the Promoter and Promoter Group

Category & Name of the Shareholders (I)	PAN (II)	No. of shareholder (III)	No. of fully paid up equity shares held (IV)	Partly paid-up equity shares held (V)	Nos. of shares underlying Depository Receipts (VI)	Total nos. shares held (VII = IV+V+VI)	Shareholding % calculated as per SCRR, 1957 As a % of (A+B+C2) (VIII)	Number of Voting Rights held in each class of securities (IX)			No. of Shares Outstanding convertible securities (including Warrants) (X)	Shareholding, as a % assuming full conversion of convertible securities (as a percentage of diluted share capital) (XI) = (VII)+(X) as a % of A+B+C2	Number of Locked in shares (XII)		Number of Shares pledged or otherwise encumbered (XIII)		Number of equity shares held in dematerialized form (XIV)	
								No of Voting Rights					Total as a % of Total Voting rights	No. (a)	As a % of total Shares held (b)	No. (a)		As a % of total Shares held (b)
								Class X	Class Y	Total								
(1) Indian																		
(a) Individuals/Hindu Undivided Family		15	4691105	0	0	4691105	2.07	4691105	0	4691105	2.07	0	2.07	1547500	32.99	0	0.00	4691105
Promoters																		
BHARAT HARI SINGHANIA			773325	0	0	773325	0.34	773325	0	773325	0.34	0	0.34	227500	29.42	0	0.00	773325
RAGHUPATI SINGHANIA			923990	0	0	923990	0.41	923990	0	923990	0.41	0	0.41	660000	71.43	0	0.00	923990
VIKRAM PATI SINGHANIA			71530	0	0	71530	0.03	71530	0	71530	0.03	0	0.03	0	0.00	0	0.00	71530
Promoter Group																		
VINITA SINGHANIA			781485	0	0	781485	0.34	781485	0	781485	0.34	0	0.34	660000	84.45	0	0.00	781485
SUNANDA SINGHANIA			562500	0	0	562500	0.25	562500	0	562500	0.25	0	0.25	0	0.00	0	0.00	562500
HARSH PATI SINGHANIA			71490	0	0	71490	0.03	71490	0	71490	0.03	0	0.03	0	0.00	0	0.00	71490
ANSHUMAN SINGHANIA			63375	0	0	63375	0.03	63375	0	63375	0.03	0	0.03	0	0.00	0	0.00	63375
BHARAT HARI SINGHANIA (HUF)			213745	0	0	213745	0.09	213745	0	213745	0.09	0	0.09	0	0.00	0	0.00	213745
RAGHUPATI SINGHANIA (HUF)			75000	0	0	75000	0.03	75000	0	75000	0.03	0	0.03	0	0.00	0	0.00	75000
SHRIVATS SINGHANIA			25875	0	0	25875	0.01	25875	0	25875	0.01	0	0.01	0	0.00	0	0.00	25875
HARSH PATI SINGHANIA (HUF)			213745	0	0	213745	0.09	213745	0	213745	0.09	0	0.09	0	0.00	0	0.00	213745
VIKRAM PATI SINGHANIA (HUF)			210930	0	0	210930	0.09	210930	0	210930	0.09	0	0.09	0	0.00	0	0.00	210930
ANSHUMAN SINGHANIA (Karta of Shripati Singhania HUF)			698245	0	0	698245	0.31	698245	0	698245	0.31	0	0.31	0	0.00	0	0.00	698245
DURGAVATI JAIN			2000	0	0	2000	0.00	2000	0	2000	0.00	0	0.00	0	0.00	0	0.00	2000
SHUBHA KANORIA			3870	0	0	3870	0.00	3870	0	3870	0.00	0	0.00	0	0.00	0	0.00	3870
(b) Central Government/State Government(s)		0	0	0	0	0	0.00	0	0	0	0.00	0	0.00	0	0.00	0	0.00	0
(c) Financial Institutions/Banks		0	0	0	0	0	0.00	0	0	0	0.00	0	0.00	0	0.00	0	0.00	0




Table II - Statement showing shareholding pattern of the Promoter and Promoter Group

Category & Name of the Shareholders (i)	PAN (ii)	No. of share-holder (iii)	No. of fully paid up equity shares held (iv)	Partly paid-up equity shares held (v)	Nos. of shares underlying Depository Receipts (vi)	Total nos. shares held (VII = IV+V+VI)	Shareholding % calculated as per SCRR, 1957 As a % of (A+B+C2) (VIII)	Number of Voting Rights held in each class of securities (IX)			No. of Shares Underlying Outstanding convertible securities (including Warrants) (X)	Share-holding, as a % assuming full conversion of convertible securities (as a percentage of diluted share capital) (XI) = (VII)+(X) as a % of A+B+C2	Number of Locked in shares (XII)		Number of Shares pledged or otherwise encumbered (XIII)		Number of equity shares held in dematerialized form (XIV)	
								No of Voting Rights					Total as a % of Total Voting rights	No. (a)	As a % of total Shares held (b)	No. (a)		As a % of total Shares held (b)
								Class X	Class Y	Total								
(d) Any Others BODIES CORPORATE		7	114343550	0	0	114343550	50.41	114343550	0	114343550	50.41	0	50.41	19969250	17.46	0	0.00	114343550
Promoter																		
BENGAL & ASSAM COMPANY LTD			55074250	0	0	55074250	24.28	55074250	0	55074250	24.28	0	24.28	12128000	22.02	0	0.00	55074250
Promoter Group																		
HARI SHANKAR SINGHANIA HOLDINGS PRIVATE LIMITED			749200	0	0	749200	0.33	749200	0	749200	0.33	0	0.33	0	0.00	0	0.00	749200
FLORENCE INVESTECH LTD			32659100	0	0	32659100	14.40	32659100	0	32659100	14.40	0	14.40	2488750	7.62	0	0.00	32659100
BMF INVESTMENTS LIMITED			25807500	0	0	25807500	11.38	25807500	0	25807500	11.38	0	11.38	5352500	20.74	0	0.00	25807500
JUGGILAL KAILAPAT UDYOG LTD			50000	0	0	50000	0.02	50000	0	50000	0.02	0	0.02	0	0.00	0	0.00	50000
ACCURATE FINMAN SERVICES LIMITED			1000	0	0	1000	0.00	1000	0	1000	0.00	0	0.00	0	0.00	0	0.00	1000
NAV BHARAT VANIJYA LIMITED			2500	0	0	2500	0.00	2500	0	2500	0.00	0	0.00	0	0.00	0	0.00	2500
Sub-Total(A)(1)		22	119034655	0	0	119034655	52.48	119034655	0	119034655	52.48	0	52.48	21516750	18.08	0	0.00	119034655
(2) Foreign	0	0	0	0	0	0	0.00	0	0	0	0.00	0	0.00	0	0.00	0	0.00	0
(a) Individuals (Non- Resident Individuals/ Foreign Individuals)	0	0	0	0	0	0	0.00	0	0	0	0.00	0	0.00	0	0.00	0	0.00	0
(b) Government	0	0	0	0	0	0	0.00	0	0	0	0.00	0	0.00	0	0.00	0	0.00	0
(c) Institutions	0	0	0	0	0	0	0.00	0	0	0	0.00	0	0.00	0	0.00	0	0.00	0
(d) Foreign Portfolio Investor	0	0	0	0	0	0	0.00	0	0	0	0.00	0	0.00	0	0.00	0	0.00	0
(f) Any Others (specify)	0	0	0	0	0	0	0.00	0	0	0	0.00	0	0.00	0	0.00	0	0.00	0
Sub-Total (A)(2)	0	0	0	0	0	0	0.00	0	0	0	0.00	0	0.00	0	0.00	0	0.00	0
Total Shareholding of Promoter and Promoter Group (A)= (A)(1)+(A)(2)		22	119034655	0	0	119034655	52.48	119034655	0	119034655	52.48	0	52.48	21516750	18.08	0	0.00	119034655

Table III - Statement showing shareholding pattern of the Public Shareholder

Category & Name of the Shareholders (I)	PAN (II)	No. of shareholder (III)	No. of fully paid up equity shares held (IV)	Partly paid-up equity shares held (V)	Nos. of shares underlying Depository Receipts (VI)	Total nos. shares held (VII = IV+V+VI)	Shareholding % calculated as per SCRR, 1957 As a % of (A+B+C2) (VIII)	Number of Voting-Rights held securities (IX)			ch class of	No. of Shares Underlying Outstanding convertible securities (including Warrants) (X)	Total Shareholding, as a % assuming full conversion of convertible securities (as a percentage of diluted share capital) (XI)	Number of Locked in shares (XII)		Number of Shares pledged or otherwise encumbered (XIII)		Number of equity shares held in dematerialized form (XIV)	
								No of Voting Rights						Total as a % of Total Voting rights	No. (a)	As a % of total Shares held (b)	No. (Not applicable) (a)		As a % of total Shares held (not applicable) (b)
								Class X	Class Y	Total									
(1) Institutions																			
(a) Mutual Fund		7	2817764	0	0	2817764	1.24	2817764	0	2817764	1.24	0	1.24	0	0.00	NA	NA	2816504	
(b) Venture Capital Funds		0	0	0	0	0	0.00	0	0	0	0.00	0	0.00	0	0.00	NA	NA	0	
(c) Alternate Investment Funds		0	0	0	0	0	0.00	0	0	0	0.00	0	0.00	0	0.00	NA	NA	0	
(d) Foreign Venture Capital Investors		0	0	0	0	0	0.00	0	0	0	0.00	0	0.00	0	0.00	NA	NA	0	
(e) Foreign Portfolio Investors		70	21875532	0	0	21875532	9.64	21875532	0	21875532	9.64	0	9.64	0	0.00	NA	NA	21875532	
ABU DHABI INVESTMENT AUTHORITY - BEHAVE			4536634	0	0	4536634	2.00	4536634	0	4536634	2.00	0	2.00	0	0.00	NA	NA	4536634	
LSV EMERGING MARKETS EQUITY FUND LP			3024400	0	0	3024400	1.33	3024400	0	3024400	1.33	0	1.33	0	0.00	NA	NA	3024400	
(f) Financial Institutions/ Banks		20	314908	0	0	314908	0.14	314908	0	314908	0.14	0	0.14	0	0.00	NA	NA	299523	
(g) Insurance Companies		4	2282010	0	0	2282010	1.01	2282010	0	2282010	1.01	0	1.01	0	0.00	NA	NA	2281875	
(h) Provident Funds/ Pension Funds		0	0	0	0	0	0.00	0	0	0	0.00	0	0.00	0	0.00	NA	NA	0	
(i) Any Others (specify)		0	0	0	0	0	0.00	0	0	0	0.00	0	0.00	0	0.00	NA	NA	0	
Sub-Total(B)(1)		101	27290214	0	0	27290214	12.03	27290214	0	27290214	12.03	0	12.03	0	0.00	NA	NA	27273434	
(2) Central Government/ State Government(s)/ President of India		3	2070485	0	0	2070485	0.91	2070485	0	2070485	0.91	0	0.91	0	0.00	NA	NA	2070485	
Sub-Total (B)(2)		3	2070485	0	0	2070485	0.91	2070485	0	2070485	0.91	0	0.91	0	0.00	NA	NA	2070485	
(3) Non-Institutions																NA	NA		
(a) Individuals - I. Individual shareholders holding nominal share capital up to Rs. 2 lakhs.		110897	36299990	0	0	36299990	16.00	36299990	0	36299990	16.00	0	16.00	0	0.00	NA	NA	34959838	
II. Individual shareholders holding nominal share capital in excess of Rs. 2 lakhs		16	2743209	0	0	2743209	1.21	2743209	0	2743209	1.21	0	1.21	0	0.00	NA	NA	2743209	
(b) NBFCs registered with RBI		12	127860	0	0	127860	0.06	127860	0	127860	0.06	0	0.06	0	0.00	NA	NA	127860	

Table III - Statement showing shareholding pattern of the Public Shareholder

Category & Name of the Shareholders (I)	PAN (II)	No. of shareholder (III)	No. of fully paid up equity shares held (IV)	Parti paid-up equity shares held (V)	Nos. of shares underlying Depository Receipts (VI)	Total nos. shares held (VII = IV+V+VI)	Share-holding % calculated as per SCRR, 1957 As a % of (A+B+C2) (VIII)	Number of Voting Rights held securities (IX)			No. of Shares Underlying Outstanding convertible securities (including Warrants) (X)	Total Share-holding, as a % assuming full conversion of convertible securities (as a percentage of diluted share capital) (XI)	Number of Locked in shares (XII)		Number of Shares pledged or otherwise encumbered (XIII)		Number of equity shares held in dematerialized form (XIV)	
								No of Voting Rights					Total as a % of Total Voting rights	No. (a)	As a % of total Shares held (b)	No. (Not applicable) (a)		As a % of total Shares held (not applicable) (b)
								Class X	Class Y	Total								
(c) Employee Trusts		0	0	0	0	0	0.00	0	0	0	0.00	0	0.00	NA	NA	0		
(d) Overseas Depositories (holding DRs) (balancing figure)		0	0	0	0	0	0.00	0	0	0	0.00	0	0.00	NA	NA	0		
(e) Any Other																		
(i) Corporate Body		949	16503307	0	0	16503307	7.28	16503307	0	16503307	7.28	0	7.28	0	0.00	NA	NA	16484032
TASHA INVESTMENT ADVISORS LLP			4044416	0	0	4044416	1.78	4044416	0	4044416	1.78	0	1.78	0	0.00	NA	NA	4044416
(ii) CORPORATE BODY (OCB)		1	17437500	0	0	17437500	7.69	17437500	0	17437500	7.69	0	7.69	0	0.00	NA	NA	17437500
EDGEFIELD SECURITIES LIMITED			17437500	0	0	17437500	7.69	17437500	0	17437500	7.69	0	7.69	0	0.00	NA	NA	17437500
(iii) Foreign Nationals		2	1500	0	0	1500	0.00	1500	0	1500	0.00	0	0.00	0	0.00	NA	NA	1500
(iv) NRIs		2378	2699346	0	0	2699346	1.19	2699346	0	2699346	1.19	0	1.19	0	0.00	NA	NA	2579631
(v) Clearing Member		227	518772	0	0	518772	0.23	518772	0	518772	0.23	0	0.23	0	0.00	NA	NA	518772
(vi) Trusts		3	13105	0	0	13105	0.01	13105	0	13105	0.01	0	0.01	0	0.00	NA	NA	13105
(vii) Resident (HUF)		1935	2073537	0	0	2073537	0.91	2073537	0	2073537	0.91	0	0.91	0	0.00	NA	NA	2073537
Sub-Total (B)(3)		116420	78418126	0	0	78418126	34.57	78418126	0	78418126	34.57	0	34.57	0	0.00	NA	NA	76939184
Total Public Shareholding (B) = (B)(1)+(B)(2)+(B)(3)		116524	107778825	0	0	107778825	47.52	107778825	0	107778825	47.52	0	47.52	0	0.00	NA	NA	106283103





Table IV - Statement showing shareholding pattern of the Non Promoter - Non Public Shareholder

Category & Name of the Shareholders (I)	PAN (II)	No. of shareholder (III)	No. of fully paid up equity shares held (IV)	Partly paid-up equity shares held (V)	Nos. of shares underlying Depository Receipts (VI)	Total nos. shares held (VII = IV+V+VI)	Shareholding % calculated as per SCRR, 1957 As a % of (A+B+C2) (VIII)	Number of Voting Rights held in each class of securities (IX)			No. of Shares Underlying Outstanding convertible securities (including Warrants) (X)	Total Shareholding, as a % assuming full conversion of convertible securities (as a percentage of diluted share capital) (XI)	Number of Locked in shares (XII)		Number of Shares pledged or otherwise encumbered(XIII)		Number of equity shares held in dematerialized form (XIV)	
								No of Voting Rights					Total as a % of Total Voting rights	No.	As a % of total Shares held	No. (Not Applicable)		As a % of total Shares held (Not Applicable)
								Class X	Class Y	Total								
(1) Custodian/DR Holder		0	0	0	0	0	0.00	0	0	0	0.00	0	0.00	0	0.00	NA	0	
(2) Employee Benefit Trust (under SEBI (Share based Employee Benefit) Regulations, 2014)		0	0	0	0	0	0.00	0	0	0	0.00	0	0.00	0	0.00	NA	0	
Total Non-Promoter-Non Public shareholding (C)= (C)(1) +(C)(2)		0	0	0	0	0	0.00	0	0	0	0.00	0	0.00	0	0.00	NA	0	

Date : 17th January 2018



For JK Tyre & Industries Ltd.
PK Rustagi
 PK Rustagi,
 Vice President (Legal) & Company Secretary